

KMC-950 III G

Superior Image Performance

KMC-950 III G supports variable clinical applications with wider exposure range. Its compact design and advanced mobility promises better convenience to its users.



Specifications



12kW, High Frequency Generator



135° Wide Orbital Rotation with large SID distance



Display of AKR [mGy/min] and cumulative air kerma [mGy]



1Kx1k High Resolution CCD Camera



Touch Screen C-Arm control



Lowering Dosage
- Virtual Collimator
- Soft DAP



High Performance Rotating Anode X-Ray Tube



High Resolution B/W 19" LCD Medical Grade Monitors



DSA



Convenience
- Single Power Input
- Sub-handles
- Automatic Monitor up/down
- 3rd monitor
- Multi-foot Switches



Stability
- Back-up Fluoro
- H.U. Display
- RAID1



Easy Archiving and Documentation
- DICOM 3.0
- CD/DVD Burner
- DICOM Paper Print Support
- USB Port

Smart CX-View



Database Management
- More convenient "search&save" capabilities
- Manage patient information
- Before & after surgery comparison




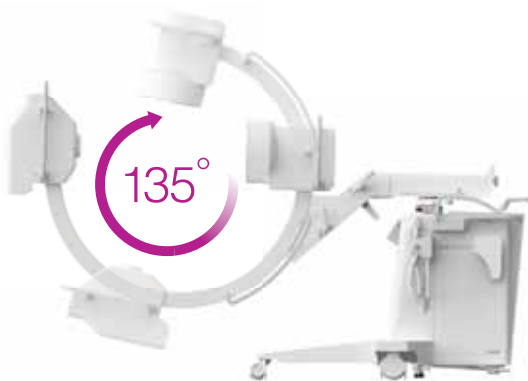
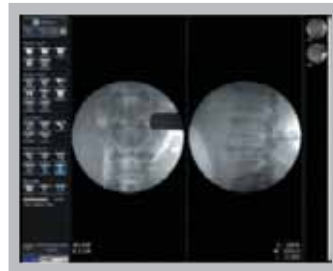
Versatile Diagnostic Tools
- Zoom, Contrast, Reverse, Invert
- Fitting, Edge Enhancement
- Annotation



Unlimited Image Memory
- Unlimited patient capacity
- Unlimited study images



PACS connectivity with DICOM 3.0
- Store and Print, Modality Worklist Management
- MPPS, Storage Commitment, and Import & Export



GEMSS MEDICAL SYSTEMS CO., LTD.

61, Dunchon-daero 541 beon-gil, Jungwon-gu,
Seongnam-si, Gyeonggi-do, Korea
Phone: +82-31-764-7321
Fax: +82-31-764-7324
www.gemss-medical.com

The Power of Passion

GEMSS